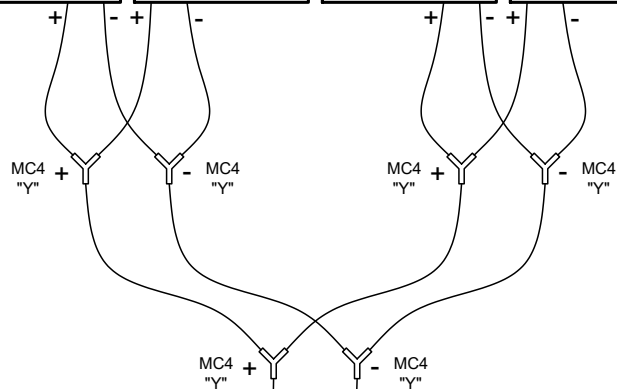
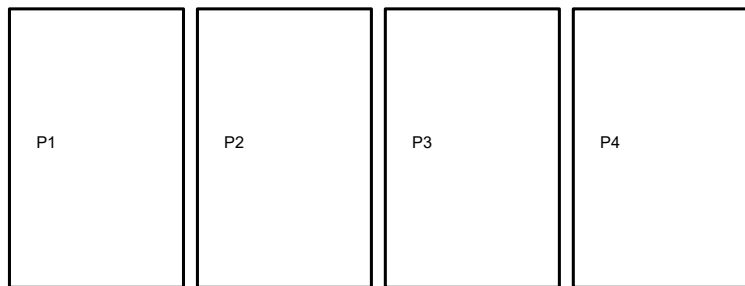


PAINÉIS

Potência: 155W

Tensão: 12V

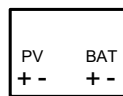


Fio vermelho 6mm (+)

Fio preto 6mm (-)

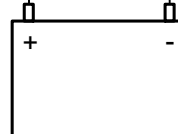
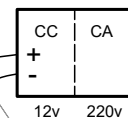
CONTROLADOR DE CARGA

MPPT
Tensão de entrada: 12V
Amperagem: 50A



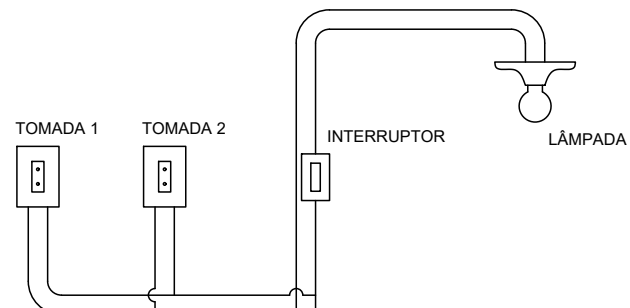
INVERSOR

Potência: 500W
Tensão de entrada: 12V
Voltagem de saída: 220V



BATERIA

Tensão: 12V
Amperagem: 105Ah



Fio paralelo 1,5mm

Fios 6mm